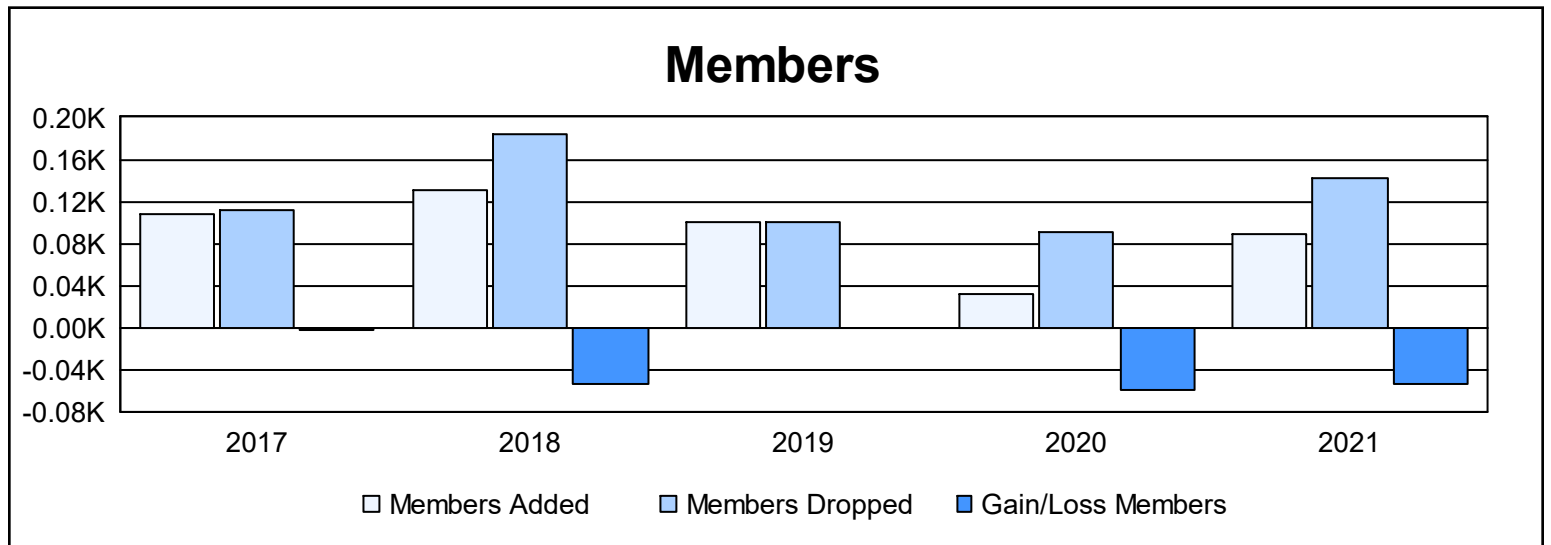
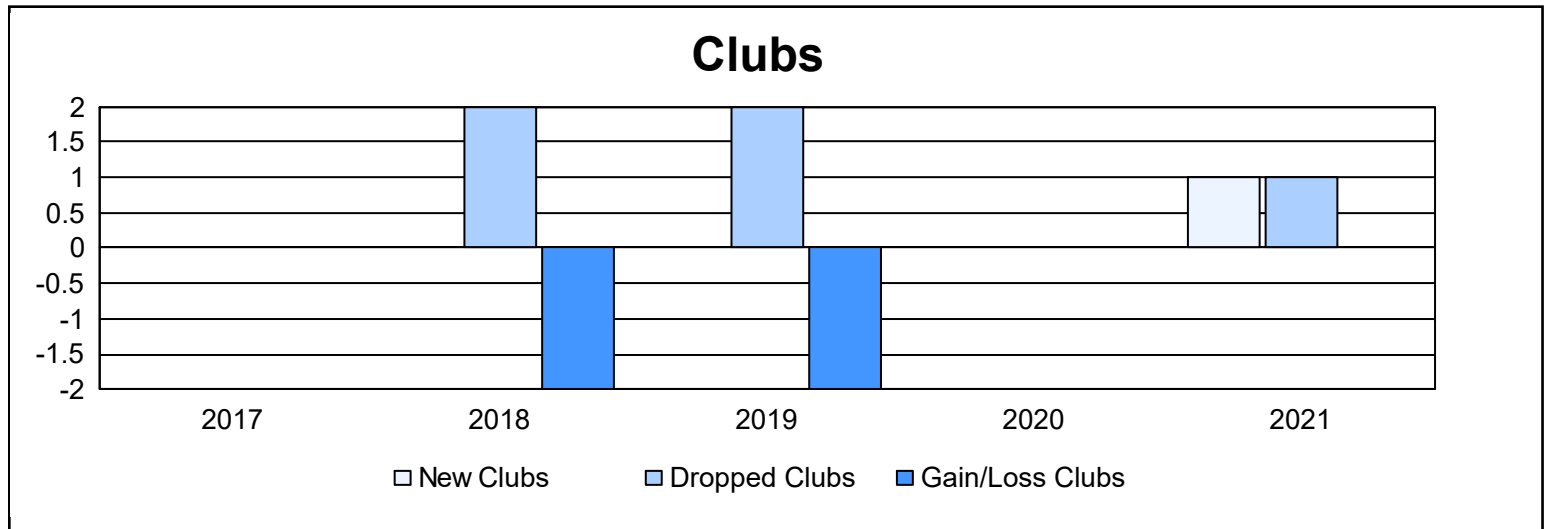
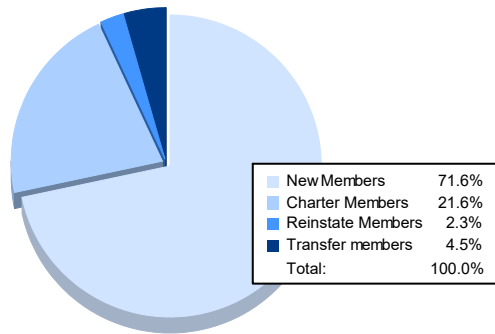


| Year | New Clubs | Dropped Clubs | Gain/ Loss Clubs | New Members | Charter Members | Reinstate Members | Transfer Members | Total Member Added | Total Members Dropped | Gain/ Loss Members |
|----------------|-----------|---------------|------------------|-------------|-----------------|-------------------|------------------|--------------------|-----------------------|--------------------|
| 2016-2017 | 0 | 0 | 0 | 101 | 0 | 5 | 2 | 108 | 111 | -3 |
| 2017-2018 | 0 | 2 | -2 | 112 | 1 | 5 | 12 | 130 | 184 | -54 |
| 2018-2019 | 0 | 2 | -2 | 95 | 0 | 2 | 4 | 101 | 101 | 0 |
| 2019-2020 | 0 | 0 | 0 | 29 | 0 | 1 | 2 | 32 | 91 | -59 |
| 2020-2021 | 1 | 1 | 0 | 63 | 19 | 2 | 4 | 88 | 142 | -54 |
| Average | 0 | 1 | -1 | 80 | 4 | 3 | 5 | 92 | 126 | -34 |



Membership Composition June 2021 Cumulative



Gender Composition June 2021 Cumulative

